

GOGO BENCH + LOUNGE | Designed by Qdesign



PRODUCT FEATURES:

- Benches and lounge seating available with casters or glides.
- All dimensions are nominal.
- Refer to terms and conditions for general information regarding fabrics, finishes, warranty, freight, complete condition of sales and more.

BENCHES:

- Single seat and two-seat models.
- Single seat models offered with casters or glides. Two-seat models available with glides only.
- Single seat benches feature 300 lb. weight capacity.
- Two-seat benches feature 600 lb. weight capacity.

LOUNGE SEATING:

- Arm and armless lounge and love seat models.
- Lounge chairs offered with casters or glides.
- Caster/glide combination also offered to limit movement while seated, but still allow for easy maneuverability when not in use.
- Lounge chairs offered with casters or glides. Love seats available with glides only.
- Optional leather pull handle on lounge models (not available on love seats).
- Pull handle is offered in four standard leather color options. Please refer to listing below.
- Lounge chairs feature 300 lb. weight capacity.
- Love seats feature 600 lb. weight capacity.




STANDARD LEATHER PULL HANDLE COLORS (LOUNGE MODELS ONLY):

- Black
- Bright White
- Saddle
- Flint

GOGO BENCHES | Designed by Qdesign

ORDERING REQUIREMENTS:

- Model number
- Upholstery selection
- Options, as applicable

MODEL	PRODUCT SPECIFICATIONS	FABRIC GRADES								LEATHER			
		COM	A	1	2	3	4	COL 5	6	7	8	L1	L2
6750 	Single Seat Bench, Glides Overall: 24" W x 22.5" D x 16.75 H" COM: 2.25 yds. COL: 45 sq. ft. 20 lbs.	772	862	925	961	1,024	1,090	1,150	1,213	1,272	1,337	1,630	1,843
6755 	Single Seat Bench, Casters Overall: 24" W x 22.5" D x 16.75 H" COM: 2.25 yds. COL: 45 sq. ft. 20 lbs.	772	862	925	961	1,024	1,090	1,150	1,213	1,272	1,337	1,630	1,843
6760 	2-Seat Bench, Glides Overall: 48" W x 22.5" D x 16.75 H" COM: 3 yds. COL: 60 sq. ft. 33 lbs.	1,277	1,397	1,481	1,529	1,613	1,700	1,781	1,865	1,943	2,030	2,420	2,705

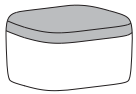
OPTIONS

-FG04 Felt Glides \$40

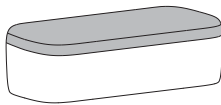
GOGO BENCHES | Designed by Qdesign

UPHOLSTERY COMBINATIONS:

- For upholstery combinations, refer to the pricing below.
- When combining two COM/COV/COL fabrics, or fabrics with the same grade, add \$85 List per unit.
- When combining three or more COM/COV/COL fabrics, or fabrics with the same grade, add \$115 List per unit.
- When combining different grades of fabric, price will be based on the highest grade specified.
- Two-tone upholstery examples and yardage requirements for the most common combinations are listed below. Additional combinations available; please contact client Services for yardage requirements and pricing.
- Note: Yardage amounts are based on fabric which is plain (i.e. non-directional) and a full 54" wide.
- Appropriate upholstery code must be included.



Code	GG9
Model	COM Requirement
6750	Seat Cushion = 1 yd.
6755	Balance of Bench = 1.25 yds.









Code	GG10
Model	COM Requirement
6760	Seat Cushion = 1.25 yds.
	Balance of Bench = 1.75 yds.

GOGO LOUNGE | Designed by Qdesign

ORDERING REQUIREMENTS:

- Model number
- Upholstery selection
- Options, as applicable

Note: caster/glide combination limits movement while seated, but still allows for easy maneuverability when not in use.

MODEL	PRODUCT SPECIFICATIONS	FABRIC GRADES								LEATHER			
		COM	A	1	2	3	4	COL 5	6	7	8	L1	L2
6710	Lounge Chair, Armless, Glides  24" W x 27.25" D x 32" H Seat: 23.25" W x 18.25" D Seat Ht: 16.75" COM: 3 yds. COL: 60 sq. ft. 42 lbs.	1,140	1,260	1,344	1,392	1,476	1,563	1,644	1,728	1,806	1,893	2,283	2,568
6715	Lounge Chair, Armless, Casters  24" W x 27.25" D x 32" H Seat: 23.25" W x 18.25" D Seat Ht: 16.75" COM: 3 yds. COL: 60 sq. ft. 42 lbs.	1,140	1,260	1,344	1,392	1,476	1,563	1,644	1,728	1,806	1,893	2,283	2,568
6712	Lounge Chair, Armless, Casters/Glides  24" W x 27.25" D x 32" H Seat: 23.25" W x 18.25" D Seat Ht: 16.75" COM: 3 yds. COL: 60 sq. ft. 42 lbs.	1,140	1,260	1,344	1,392	1,476	1,563	1,644	1,728	1,806	1,893	2,283	2,568
6711	Lounge Chair, Arms, Glides  28.5" W x 29.25" D x 32" H Seat: 23.25" W x 18.25" D Seat Ht: 16.75" COM: 5.5 yds. COL: 110 sq. ft. 72 lbs.	1,485	1,705	1,859	1,947	2,101	2,261	2,409	2,563	2,706	2,866	3,581	4,103
6716	Lounge Chair, Arms, Casters  28.5" W x 29.25" D x 32" H Seat: 23.25" W x 18.25" D Seat Ht: 16.75" COM: 5.5 yds. COL: 110 sq. ft. 72 lbs.	1,485	1,705	1,859	1,947	2,101	2,261	2,409	2,563	2,706	2,866	3,581	4,103
6717	Lounge Chair, Arms, Casters/Glides  28.5" W x 29.25" D x 32" H Seat: 23.25" W x 18.25" D Seat Ht: 16.75" COM: 5.5 yds. COL: 110 sq. ft. 72 lbs.	1,485	1,705	1,859	1,947	2,101	2,261	2,409	2,563	2,706	2,866	3,581	4,103



OPTIONS

-P02-BW	Leather Pull Handle, Bright White	\$125
-P02-S	Leather Pull Handle, Saddle	\$125
-P02-F	Leather Pull Handle, Flint	\$125
-P02-B	Leather Pull Handle, Black	\$125
-FG04	Felt Glides	\$40

GOGO LOUNGE | Designed by Qdesign

ORDERING REQUIREMENTS:

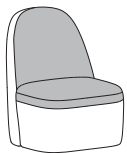
- Model number
- Upholstery selection
- Options, as applicable

MODEL	PRODUCT SPECIFICATIONS	FABRIC GRADES						LEATHER					
		COM	A	1	2	3	4	COL 5	6	7	8	L1	L2
6720	<div></div> <div>Love Seat, Armless, Glides 48" W x 27.25" D x 32" H Seat: 47.5" W x 18.25" D Seat Ht: 16.75" COM: 5 yds. COL: 100 sq. ft. 60 lbs.</div>	1,626	1,826	1,966	2,046	2,186	2,331	2,466	2,606	2,736	2,881	3,531	4,006
6721	<div></div> <div>Love Seat, Arms, Glides 53" W x 29.25" D x 32" H Seat: 47.5" W x 18.25" D Seat Ht: 16.75" COM: 9 yds. COL: 180 sq. ft. 103 lbs.</div>	2,079	2,479	2,759	2,919	3,199	3,489	3,759	4,039	4,299	4,589	5,889	6,839
OPTIONS													
-FG04	Felt Glides	\$40											

GOGO LOUNGE | Two-Tone Upholstery

UPHOLSTERY COMBINATIONS:

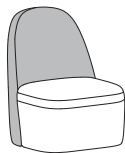
- For upholstery combinations, refer to the pricing below.
- When combining two COM/COV/COL fabrics, or fabrics with the same grade, add \$85 List per unit.
- When combining three or more COM/COV/COL fabrics, or fabrics with the same grade, add \$115 List per unit.
- When combining different grades of fabric, price will be based on the highest grade specified.
- Two-tone upholstery examples and yardage requirements for the most common combinations are listed below. Additional combinations available; please contact client Services for yardage requirements and pricing.
- Note: Yardage amounts are based on fabric which is plain (i.e. non-directional) and a full 54" wide.
- Appropriate upholstery code must be included.



Code GG1

Model COM Requirement

6710 Front of Back & Seat Cushion = 1.25 yds.
6712 Balance of Chair = 2 yds.
6715



Code GG2

Model COM Requirement

6710 Back Upholstery = 2 yds.
6712 Balance of Chair = 1.5 yds.
6715



Code GG3

Model COM Requirement

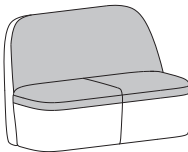
6711 Back & Seat Cushion = 2.25 yds.
6716 Balance of Chair = 3.75 yds.
6717



Code GG4

Model COM Requirement

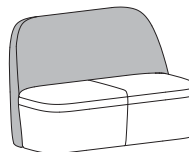
6711 Arm Panels/Outer Shell = 3 yds.
6716 Balance of Chair = 3 yds.
6717



Code GG5

Model COM Requirement

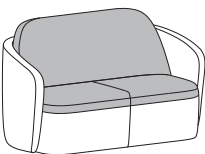
6720 Front of Back & Seat Cushion = 2.25 yds.
Balance of Love Seat = 3 yds.



Code GG6

Model COM Requirement

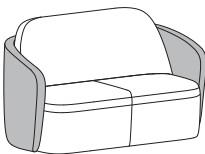
6720 Back Upholstery = 3 yds.
Balance of Love Seat = 2.5 yds.



Code GG7

Model COM Requirement

6721 Back & Seat Cushion = 3.75 yds.
Balance of Love Seat = 5.25 yds.



Code GG8

Model COM Requirement

6721 Arm Panels/Outer Shell = 4 yds.
Balance of Love Seat = 5 yds.