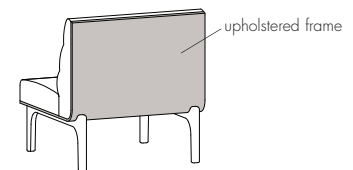


ISO WORK LOUNGE // DESIGNED BY QDESIGN



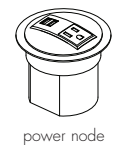
GENERAL PRODUCT FEATURES:

- » Single and two-seat models available with and without privacy panels.
- » Features upholstered frame that wraps behind the back and below the seat continuously.
- » Back cushion standard with channel stitching detail.
- » Die-cast aluminum base measures 10³/₄" in height from the bottom of the upholstered frame and features adjustable glides.
- » Mobile version comes standard with four locking casters.
- » Refer to page 6 for power unit options and mounting locations.
- » In-field base assembly required for all seating models.
- » All dimensions are nominal.



CUBBY PRODUCT FEATURES:


- » Multi-functional cubby features open shelf for storage.
- » Overall dimensions: 11³/₄" W x 28" D x 13¹/₄" H
- » Storage area dimensions: 11 W" x 17¹/₄" D x 7³/₄" H
- » Cubby surface finish options include walnut or white oak veneer as well as laminate selections.
- » Comes standard with Power Node unit, which features one 15 amp simplex outlet and two usb charging ports.
- » Power Node is 3-3/8" in diameter, with satin nickel finish, white outlets and 72" electrical cord as standard. White finish with white outlets also available, please specify.



ROTATING TABLET FEATURES:



Tablet Shape



Veneer/Laminate Top - Edge Profile

- » Available on models with cubbies.
- » Tablet size is 19¹/₄" W x 12 D x 3/4" thick.
- » Mounts to cubby top surface and features 180-degree turning radius.
- » Surface finish options include walnut or white oak veneer as well as laminate selections.
- » Exposed plywood edge.
- » Refer to Terms and Conditions for edge finish details.

ISO WORK LOUNGE // DESIGNED BY QDESIGN

UPHOLSTERED PRIVACY PANELS:

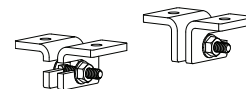
- » Panels are ordered separately from seating units.
- » 1" thick double-sided panel measures 52³/₄" from the floor.
- » Upholstered panels can be specified in fabric, vinyl or polyurethane materials.
- » Side panel must attach to a back panel (cannot be used independently).
- » Extension panel must attach to side panels (cannot be used independently).
- » All panels connect to each other with silver metal connectors.
- » **Panels ship separately and require field-installation.**
- » Panels can be retrofit to previously ordered seating units, please contact client services for additional information.

MODULAR CONFIGURATIONS:

- » Multiple seating combinations with shared panels available. **Sketch or layout drawing required.**
- » Includes applicable ganging connectors to achieve desired configuration.

GANGING CONNECTOR FOR LINEAR CONFIGURATIONS (INDIVIDUAL UNITS WITHOUT SHARED PANELS):

- » For individual seating units and units with panels (not shared), optional ganging bracket available for more permanent connections in a linear arrangement.
- » Ordered separately, the set comes with a pair of left and right brackets to connect two units together.



SPECIFICATIONS:

- » Cubby and articulating tablet available in all standard and custom wood finishes on walnut and white oak.
- » For custom wood finishes to cubby and/or tablet, please add one-time upcharge of \$400 List per color per order.
- » For standard laminates, refer to Standard Finish Card.
- » For custom laminates, add \$500 List per color per order. Pre-approval required, please contact client services.
- » Metal base available in standard and premium finishes.

STANDARD METAL BASE FINISHES:

- » #06 Charcoal Grey
- » #90 Metallic Silver
- » #92 Polished Aluminum
- » #95 Satin Black

PREMIUM METAL BASE FINISHES:

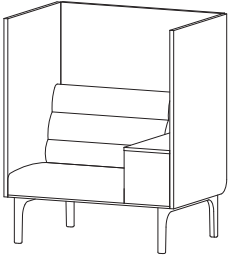
- » #07 Gold Shimmer
- » #08 Penny
- » #09 Brown Sugar
- » #83 Metallic Champagne
- » #94 Cotton

ORDERING REQUIREMENTS:


- » Model number
- » Cubby finish, as applicable
- » Metal base finish
- » Upholstery selection
- » Options, as applicable

ISO WORK LOUNGE // DESIGNED BY QDESIGN

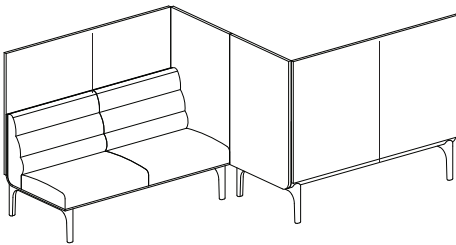
ORDERING EXAMPLES:



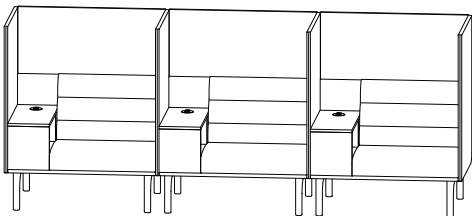
| Qty | Model # | Description | COM List |
|-----|---------|-------------------------|----------------|
| 1 | 6610-L | Single Seat, Cubby Left | \$2,228 |
| 1 | 66-B-1C | Back Panel, Single Seat | \$462 |
| 1 | 66-R | Side Panel, Right | \$304 |
| 1 | 66-L | Side Panel, Left | \$304 |
| | | | <u>\$3,245</u> |



| Qty | Model # | Description | COM List |
|-----|---------|-----------------------------------|----------------|
| 2 | 6620 | Two-Seat (\$2,469 each) | \$4,938 |
| 2 | 66-B-2 | Back Panel, Two-Seat (\$595 each) | \$1,190 |
| 1 | 66-L | Side Panel, Left | \$304 |
| 1 | 66-R | Side Panel, Right | \$304 |
| 1 | 66-E | Extension Panel | \$586 |
| | | | <u>\$7,322</u> |



| Qty | Model # | Description | COM List |
|-----|---------|-----------------------------------|----------------|
| 2 | 6620 | Two-Seat (\$2,469 each) | \$4,938 |
| 2 | 66-B-2 | Back Panel, Two-Seat (\$595 each) | \$1,190 |
| 2 | 66-L | Side Panel, Left (\$304 each) | \$608 |
| | | | <u>\$6,736</u> |



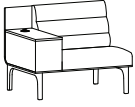
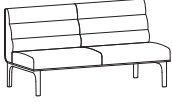


| Qty | Model # | Description | COM List |
|-----|---------|---|----------------|
| 3 | 6610-R | Single Seat, Cubby Right (\$2,228 each) | \$6,684 |
| 3 | 66-B-1 | Back Panel, Lounge (\$409 each) | \$1,227 |
| 3 | 66-R | Side Panel, Right (\$304 each) | \$912 |
| 1 | 66-L | Side Panel, Left | \$304 |
| | | | <u>\$9,127</u> |

ISO WORK LOUNGE // DESIGNED BY QDESIGN

ORDERING REQUIREMENTS:

- » Model number
- » Metal base finish
- » Cubby finish as applicable
- » Upholstery selection
- » Options, as applicable

| MODEL NUMBER | PRODUCT SPECIFICATIONS | FABRIC GRADES | | | | | | | | | | LEATHER | | | |
|--|---|---------------|------|------|------|------|------|------|------|------|------|---------|------|----|----|
| | | COM | A | 1 | 2 | COL | | 3 | 4 | 5 | 6 | 7 | 8 | L1 | L2 |
| 6610  | Single Seat W 30 D 30 H 34 ¹ / ₂ Seat Height 17 ¹ / ₂ Seat Width 30 Seat Depth 20 ³ / ₄ 4 yds. 72 lbs. COL 80 sq. ft. | 1622 | 1766 | 1862 | 1918 | 2018 | 2122 | 2218 | 2318 | 2410 | 2514 | 2974 | 3314 | | |
| 6610-L  | Single Seat with Cubby, Left as seated W 41 ³ / ₄ D 30 H 34 ¹ / ₂ Seat Height 17 ¹ / ₂ Seat Width 30 Seat Depth 20 ³ / ₄ 4 ¹ / ₂ yds. 105 lbs. COL 90 sq. ft. | 2228 | 2390 | 2498 | 2561 | 2674 | 2791 | 2899 | 3011 | 3115 | 3232 | 3749 | 4132 | | |
| 6610-R  | Single Seat with Cubby, Right as seated W 41 ³ / ₄ D 30 H 34 ¹ / ₂ Seat Height 17 ¹ / ₂ Seat Width 30 Seat Depth 20 ³ / ₄ 4 ¹ / ₂ yds. 105 lbs. COL 90 sq. ft. | 2228 | 2390 | 2498 | 2561 | 2674 | 2791 | 2899 | 3011 | 3115 | 3232 | 3749 | 4132 | | |
| 6620  | Two-Seat W 60 D 30 H 34 ¹ / ₂ Seat Height 17 ¹ / ₂ Seat Width 60 Seat Depth 20 ³ / ₄ 7 yds. 132 lbs. COL 140 sq. ft. | 2469 | 2721 | 2889 | 2987 | 3162 | 3344 | 3512 | 3687 | 3848 | 4030 | 4835 | 5430 | | |

OPTIONS


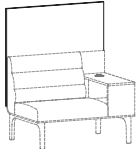
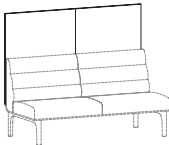
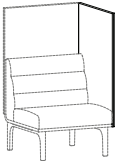
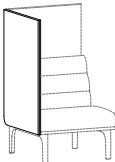

| | | |
|---------------------------|-------------------|-----|
| -TA01 | Rotating Tablet | 622 |
| -PF03 | Premium Finish | 110 |
| GC09 (ordered separately) | Ganging Connector | 95 |
| -C03 | Castors | 160 |

ISO WORK LOUNGE // DESIGNED BY QDESIGN

ORDERING REQUIREMENTS:

- » Model number
- » Upholstery selection



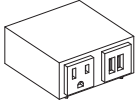
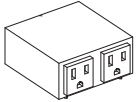
Note: For multiple seating combinations, or when using shared panels, please provide drawing or sketch with order.

| MODEL NUMBER | PRODUCT SPECIFICATIONS | FABRIC GRADES | | | | | | | | | |
|--|--|---------------|-----|-----|------|------|------|------|------|------|------|
| | | COM | A | 1 | 2 | 3 | 4 | 5 | 6 | 7 | 8 |
| 66-B-1  | Back Panel, Single Seat W 30 D 1 H 39 ¹ / ₄ 3 yds. 19 lbs. | 409 | 517 | 589 | 631 | 706 | 784 | 856 | 931 | 1000 | 1078 |
| 66-B-1C  | Back Panel, Single Seat with Cubby W 41 ³ / ₄ D 1 H 39 ¹ / ₄ 3 yds. 23 lbs. | 462 | 570 | 642 | 684 | 759 | 837 | 909 | 984 | 1053 | 1131 |
| 66-B-2  | Back Panel, Two-Seat W 60 D 1 H 39 ¹ / ₄ 6 yds. 30 lbs. | 595 | 811 | 955 | 1039 | 1189 | 1345 | 1489 | 1639 | 1777 | 1933 |
| 66-L  | Side Panel, Left as seated (must attach to a back panel) W 29 D 1 H 42 3 yds. 18 lbs. | 304 | 412 | 484 | 526 | 601 | 679 | 751 | 826 | 895 | 973 |
| 66-R  | Side Panel, Right as seated (must attach to a back panel) W 29 D 1 H 42 3 yds. 18 lbs. | 304 | 412 | 484 | 526 | 601 | 679 | 751 | 826 | 895 | 973 |
| 66-E  | Extension Panel (must attach with a back or side panel) W 36 D 1 H 42 3 yds. 21 lbs. | 586 | 694 | 766 | 808 | 883 | 961 | 1033 | 1108 | 1177 | 1255 |

ISO WORK LOUNGE // DESIGNED BY QDESIGN

ORDERING REQUIREMENTS:

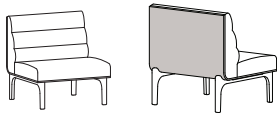
- » Power unit model number should follow applicable seating model number.

| MODEL NUMBER | PRODUCT SPECIFICATIONS | LIST |
|---|--|------|
| USB1-B (BLACK FINISH) USB1-W (WHITE FINISH)  | USB Charging Dock 1 <ul style="list-style-type: none"> » Available on all models and is mounted below seats » Dimensions: 1" W x 1¹/₄" D x 3³/₄" H » Black or white finish » 5V DC 2.1A (10.5 watts) USB charging port with blue LED back lighting » 96" electrical cord (only length available) » UL listed » Unit is positioned 6" from left or right edge as well as centered, please specify location (left, center or right, as seated) | 100 |
| USB2-B (BLACK FINISH) USB2-W (WHITE FINISH)  | USB Charging Dock 2 <ul style="list-style-type: none"> » Available on all models and is mounted below seats » Dimensions: 2¹/₂" W x 1¹/₂" D x 3³/₄" H » Black or white finish » Dual 5V DC 2.1A (10.5 watts) USB charging port with blue LED back lighting » 96" electrical cord (only length available) » UL listed » Unit is positioned 6" from left or right edge as well as centered, please specify location (left, center or right, as seated) | 125 |
| MT1-B (BLACK FINISH) MT1-W (WHITE FINISH)  | Mini-Tap 1 <ul style="list-style-type: none"> » Available on all models and is mounted below seats » Dimensions: 3" W x 3" D x 1³/₄" H » Black or white finish » One (1) simplex outlet and two (2) USB charging ports » 72" electrical cord (only length available) » UL listed » Unit is positioned 6" from left or right edge as well as centered, please specify location (left, center or right, as seated) | 300 |
| MT2-B (BLACK FINISH) MT2-W (WHITE FINISH)  | Mini-Tap 2 <ul style="list-style-type: none"> » Available on all models and is mounted below seats » Dimensions: 3" W x 3" D x 1³/₄" H » Black or white finish » Two (2) simplex outlets » 72" electrical cord (only length available) » Unit is positioned 6" from left or right edge as well as centered, please specify location (left, center or right, as seated) | 275 |

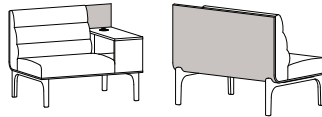
ISO WORK LOUNGE // DESIGNED BY QDESIGN

UPHOLSTERY COMBINATIONS:


- » When combining two COM/COV/COL fabrics, or fabrics with the same grade, add \$75 List per unit.
- » When combining three COM/COV/COL fabrics, or fabrics with the same grade, add \$100 List per unit.
- » When combining different grades of fabric, price will be based on the highest grade specified.
- » Two-tone upholstery examples and yardage requirements for the most common combinations are listed below. Additional combinations available, please contact client services yardage requirements and pricing.
- » Note: Yardage amounts are based on fabric which is plain (i.e. non-directional) and a full 54" wide.
- » Appropriate upholstery code must be included.



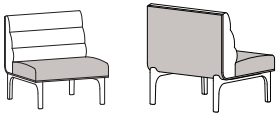
Code IS1
Model COM Requirement
 6610 Upholstered Frame Only = $1\frac{3}{4}$ yds.
 Balance of Unit = $2\frac{1}{4}$ yds.



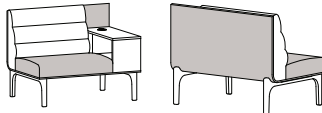
Code IS2
Model COM Requirement
 6610-L Upholstered Frame Only = $2\frac{1}{4}$ yds.
 6610-R Balance of Unit = $2\frac{1}{4}$ yds.




Code IS3
Model COM Requirement
 6620 Upholstered Frame Only = 3 yds.
 Balance of Unit = $4\frac{1}{2}$ yds.



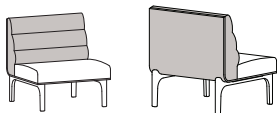
Code IS4
Model COM Requirement
 6610 Upholstered Frame & Seat Cushion = $2\frac{3}{4}$ yds.
 Balance of Unit = $1\frac{1}{4}$ yds.



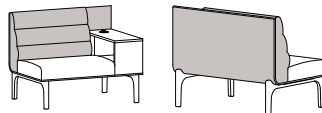
Code IS5
Model COM Requirement
 6610-L Upholstered Frame & Seat Cushion = $3\frac{1}{4}$ yds.
 6610-R Balance of Unit = $1\frac{1}{4}$ yds.




Code IS6
Model COM Requirement
 6620 Upholstered Frame & Seat Cushion = $5\frac{1}{4}$ yds.
 Balance of Unit = $2\frac{1}{4}$ yds.



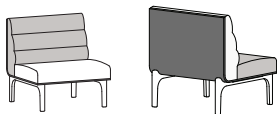
Code IS7
Model COM Requirement
 6610 Upholstered Frame & Back Cushion = 3 yds.
 Balance of Unit = 1 yd.



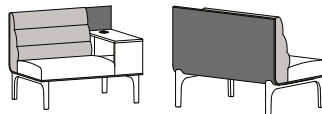
Code IS8
Model COM Requirement
 6610-L Upholstered Frame & Back Cushion = $3\frac{1}{2}$ yds.
 6610-R Balance of Unit = 1 yd.




Code IS9
Model COM Requirement
 6620 Upholstered Frame & Back Cushion = 5 yds.
 Balance of Unit = $2\frac{1}{4}$ yds.



Code IS10
Model COM Requirement
 6610 Upholstered Frame = $1\frac{3}{4}$ yds.
 Back Cushion = $1\frac{1}{4}$ yds.
 Seat Cushion = 1 yd.



Code IS11
Model COM Requirement
 6610-L Upholstered Frame = $2\frac{1}{4}$ yds.
 6610-R Back Cushion = $1\frac{1}{4}$ yds.
 Seat Cushion = 1 yd.



Code IS12
Model COM Requirement
 6620 Upholstered Frame = $2\frac{3}{4}$ yds.
 Back Cushion = $2\frac{1}{4}$ yds.
 Seat Cushion = $2\frac{1}{4}$ yds.